

KRATEx | GLASS

With a wide range of options for ATEX projects

Certificate No:

INERIS 20ATEX0006X-01

IECEx INE 20.0005X-01

Ex II 2G Ex db IIC T6 Gb

Ex II 2D Ex tb IIIC T85°C Db



5 YEARS warranty



Benefits

- Suitable for the hottest environments up to 55°C, even outdoors.
- Compliant with gas groups IIA, IIB, IIC, due to its reduced MESG, making it perfect for almost all ATEX environments.
- DALI dimmable to optimize the use of light and save energy.
- Intelligent wireless control available.

Characteristics

Mechanical characteristics

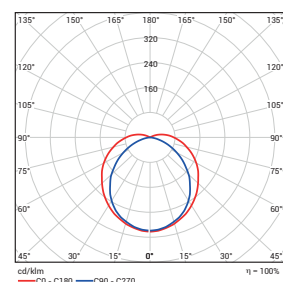
Profile	9 mm borosilicate glass
End caps	Aluminium alloy, yellow RAL 1003
Gasket	Nitrile Butadiene Rubber (NBR)
Gear tray	White laquered steel plate
Cable entry	2 entries of 3/4 NPT for cable gland (not included)
Fixing clips	See Accessories

Electrical characteristics

Connection	3/5 pole push wire terminal block
THD	< 10% full load

Photometrical characteristics

SDCM	< 3
------	-----



IP 66	IK 07 IK 09	Frequency 0-50/60Hz	Rated voltage 220-240V	NON-SELV	⚡
-------	----------------	------------------------	---------------------------	----------	---

Functional characteristics

Lifetime	L80B50 50,000 hours at 25°C
Guarantee	5 years
Fire protection	Flammability (UL94): V2 Glow wire test (EN 60695-2-11): 850°

Compliance



KRATEx | GLASS

Description

FAMILY	LENGHT (mm)	LUMINOUS FLUX (lm)	CRI	LIGHT COLOUR (K)	DRIVER	PROFILE	THROUGH WIRING	EMERGENCY KIT	END CAPS COLOUR
> KRATEx HE > KRATEx NS HE: non-permanent emergency versions	> 0.3/300 > 0.6/600 > 1200	> 20: ~ 2650 > 40: ~ 5000 > 100: ~ 11750	> 8: >80	> 40: 4000	> ET: non-dimmable > ETDD: DALI > ETDD CS: Casam- bi dimmable	> GLASS: borosilicate glass	> 3x2.5mm ²	> NiCd > EB1: 1 hours > EB3: 3 hours > EB1.: 1 hour + autotest > EB3.: 3 hours + autotest	> ☐ yellow RAL 1003
Special options under request									
Ask our Sales Team for more details				> 65: 6500K			> NiMH > LFP		> 7035: grey RAL 7035

Operational data






Description	Order number	Luminous flux (lm)	Power (W)	Efficiency (lm/W)	Emergency luminous flux (lm)	Colour temperature (K)	CRI	Temperature range
KRATEx HE 300 13-840 ET Glass	10287645	1300	11	120	-	4000	> 80	-20°C +55°C
KRATEx HE 300 25-840 ET Glass	10287647	2500	20	125	-	4000	> 80	-20°C +55°C
KRATEx HE 600 27-840 ET Glass	10169102	2650	20	135	-	4000	> 80	-20°C +55°C
KRATEx HE 600 27-840 ET Glass 3x2.5	10203323	2650	20	135	-	4000	> 80	-20°C +55°C
KRATEx HE 600 27-840 ETDD Glass	10203324	2650	20	135	-	4000	> 80	-20°C +55°C
KRATEx HE 600 27-840 ETDD Glass CS	10203325	2650	20	135	-	4000	> 80	-20°C +55°C
KRATEx HE 1200 50-840 ET Glass	10169108	5000	40	125	-	4000	> 80	-20°C +55°C
KRATEx HE 1200 50-840 ET Glass 3x2.5	10203321	5000	40	125	-	4000	> 80	-20°C +55°C
KRATEx HE 1200 50-840 ETDD Glass	10203322	5000	40	125	-	4000	> 80	-20°C +55°C
KRATEx HE 1200 50-840 ETDD Glass CS	10203332	5000	40	125	-	4000	> 80	-20°C +55°C
KRATEx HE 1200 118-840 ET Glass	10223633	11750	80	150	-	4000	>80	-20°C +55°C
KRATEx HE 1200 118-840 ETDD Glass	10223634	11750	80	150	-	4000	>80	-20°C +55°C
EMERGENCY KIT								
KRATEx HE 300 25-840 ET Glass EB1.	10287644	2500	24	110	800	4000	> 80	0°C +55°C
KRATEx HE 600 27-840 ET Glass EB1.	10203312	2650	30	88	800	4000	> 80	0°C +55°C
KRATEx HE 600 27-840 ET Glass EB3.	10203313	2650	30	105	800	4000	> 80	0°C +55°C
KRATEx HE 600 27-840 ETDD Glass EB1 ¹	10203328	2650	24	105	800	4000	> 80	0°C +55°C
KRATEx HE 1200 50-840 ET Glass EB1.	10169110	5000	45	110	800	4000	> 80	0°C +55°C
KRATEx HE 1200 50-840 ET Glass EB3. ¹	10169112	5000	45	110	800	4000	> 80	0°C +55°C
KRATEx HE 1200 50-840 ETDD Glass EB1	10203319	5000	40	125	800	4000	> 80	0°C +55°C
KRATEx HE 1200 50-840 ETDD Glass EB3 ¹	10203320	5000	45	110	800	4000	> 80	0°C +55°C
NON PERMANENT EMERGENCY								
KRATEx NS HE 0.3 4-840 ET Glass EB1	10287640	-	4	-	400	4000	> 80	0°C +55°C
KRATEx NS HE 0.3 4-840 ET Glass EB3 ¹	10287641	-	4	-	400	4000	> 80	0°C +55°C
KRATEx NS HE 0.3 8-840 ET Glass EB3 ¹	10287643	-	5	-	800	4000	>80	0°C +55°C
KRATEx NS HE 0.6 8-840 ET Glass EB1	10169104	-	4	-	800	4000	> 80	0°C +55°C
KRATEx NS HE 0.6 8-840 ET Glass EB3 ¹	10169106	-	5	-	800	4000	>80	0°C +55°C

¹ In emergency versions maximum power consumption increases in 4W during battery charging, which is approximately 5% of the time that luminaire is on. The rest of the time power consumption is as indicated.

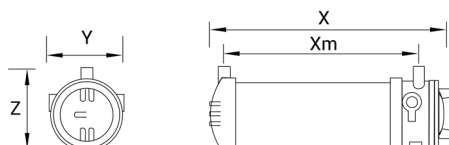
* Emergency luminaires have a special voltage and frequency range because they do not admit Vdc, therefore it is: 220-240V 50-60Hz.

* The luminaires with Casambi CS module, do not admit Vdc or 60Hz, therefore it is: 220-240V 50Hz.

Dimensions and logistics

Description	X	Xm	Y	Z					
	mm	mm	mm	mm	L x W x H mm	Pcs./ Box	Box ²	Groupage Pcs./Euro pallet	Double pallet Pcs./Euro pallet
KRATEx HE 300/0.3...	485	375	157	173	510 x 170 x 220	1	4.8	48	32 + 32
KRATEx HE 600/0.6...	750	640	157	173	780 x 170 x 220	1	6.6	48	32 + 32
KRATEx HE 1200...	1360	1250	157	173	1390 x 170 x 220	1	11.6	24	16 + 16

² Weight in EB versions: +0.6KG and in 3x2.5 versions: +0.1KG
Please check with our Back Office to confirm logistic data



Accessories

10078101	Eye bolts, 2 units
10078102	Fixing omegas, 2 units
10078104	Brass double-sealed EX cable gland seals for armoured cable 3/4 NPT, 1 unit



10078101



10078102



10078104